

CASCADIA®

DETROIT™

FREIGHTLINER®

CASCADIA 126 60" RR

SPECIFICATION LIST



SAFETY



FUEL EFFICIENCY



UPTIME



QUALITY



DRIVER EXPERIENCE



CONNECTIVITY

DAIMLER TRUCK

FREIGHTLINER®

DRIVER DRIVEN



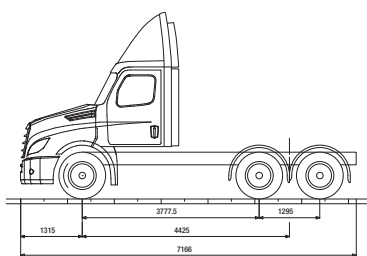
CASCADIA 126 60" RR

MODEL DESCRIPTION	Cascadia 126 60" RR
ENGINE	Detroit DD16
EMISSIONS	EPA/CARB GHG17
POWER	600hp @ 1800 RPM
TORQUE	2050 lb.ft @ 1120 RPM
COOLING	1600 sq.in radiator, 1000 sq.in charge air cooler, ECU controlled fan drive
TRANSMISSION	Detroit DT12-2050-OVX
FRONT AXLE	Detroit 16,000lb
REAR AXLE	D52-190P 52,000lb
DIFF LOCKS	IAD, DCDL both axles
BRAKES	Bendix ADB22X Air Disc Brake
FRONT WHEELS	Alcoa Level One 82462X 22.5x12.25
REAR WHEELS	Alcoa Level One 88267X 22.5x8.25
FRONT TYRES	Michelin X Multi HLZ 385/65R22.5

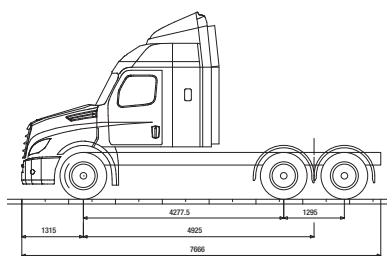
REAR TYRES	Michelin X Multi D 11R22.5
SUSPENSION	Neway ADZ 252 52K
EXHAUST	Dual vertical exhaust
WHEELBASE	5875mm
TARE	9960kg
FUEL	2055 litres
GCM	145 tonnes
CABIN	60" RR sleeper cab
SAFETY SYSTEMS	Autonomous Emergency Braking (AEB) Side Guard Assist (SGA) Adaptive Cruise Control (ACC) Tailgate Warning Lane Departure Warning (LDW)
AIRBAGS	Steering Wheel Mounted, B-Pillar Mounted (RollTek)
CONNECTIVITY SYSTEMS	Detroit Connect



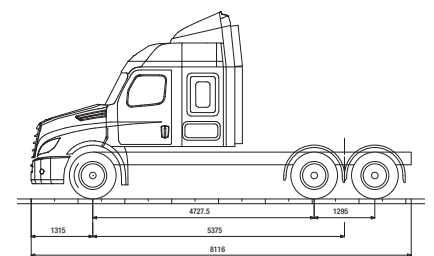
CAB OPTIONS



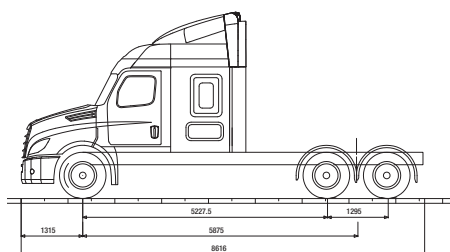
DAY CAB



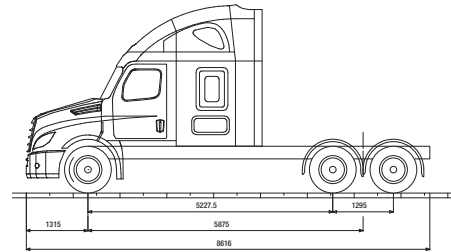
36" XT SLEEPER CAB



48" XT SLEEPER CAB



60" XT SLEEPER CAB



60" RR SLEEPER CAB