



DRIVER DRIVEN

# CASCADIA 126



## SPECIFICATION LIST AND OPTIONAL EXTRAS

### CABINS / SLEEPERS

- Standard
- Day cab
- Optional
- 36" XT sleeper cab
- 48" XT sleeper cab
- 60" XT sleeper cab
- 60" RR sleeper cab

\*Sleeper cabs meet ADR 42/04  
All cabs ECE R29 Compliant

- Battery box options
- In cab passenger seat
- Between frame rails
- Outboard battery box mounted on LH frame (various location options)
- Auxiliary battery box option for parked HVAC system
- 12V AGM batteries

### TRANSMISSION

- DT12 Automated Manual Transmission
- DT12-HE Overdrive Highway
- DT12-OV Overdrive Vocational
- DT12-DHE Direct Drive Highway
- DT12-OVX Overdrive Extreme, with PowerLaunch
- EATON FULLER 18speed Manual
- RTLO-20918B
- RTLO-22918B

### CLUTCH

- Detroit HD AMT clutch
- Detroit HD AMT Twin Plate Clutch

### FRONT AXLE

- Axle options
- Meritor FG-941 14,600 lb
- Detroit DA-F 16,000lb
- Suspension options
- Freightliner Taper Leaf 14,600lb
- Freightliner Taper Leaf 16,000lb
- TRW TAS-85 power steering box

### REAR AXLE

- Axle Options
- Meritor RT46-160GP
- Dana D52-190P
- Hendrickson HLM-2 pusher axle
- SUSPENSION OPTIONS
- Airliner 46k, Road Friendly Cert No. RF2013\*
- Freightliner Lift Axle Rear Suspension, Lift axle and Airliner 46k only. Road Friendly No. RF2112
- NEWAY 52k\*\* RF2002

\*Rear Axle Spread 1,295mm  
\*\*Rear Axle Spread 1,372mm

### DRIVELINE

- Meritor RPL25SD
- Meritor RPL35

### BRAKES

- Brake options
- Meritor Q+ cast S-Cam brakes
- Bendix ADB22X air disc brakes
- WABCO 6S/6M ABS
- Electronic Stability Control (ESC)

### CHASSIS

- Frame
- 11 x 85 x 287mm
- Section modulus: 340cm<sup>3</sup>
- RBM: 281,445Nm
- Yield strength: 827MPa
- Wheelbases from 4325-7175mm
- Integrated FUPD bumper
- Integrated FUPD bullbar (optional)
- Integrated Road Train FUPD bullbar (optional)

### FUEL TANKS

- Large Cross Section (LCS)
- 735x700mm cross section
- Options available
- 320L, 360L, 430L, 480L, 490L\*, 510L, 530L, 535L, 600L\*, 775L\*
- Round Hydraulic Tanks
- 227L, 227L/189L Split, 227/227 Split
- \*Integrated step in 490L, 600L, 775L
- Round fuel tanks
- Seam to seam steps
- 25" diameter
- Options available
- 227L, 264L, 302L, 340L, 378L, 453L, 528L, 567L, 416L
- DEF tanks
- 49L, 87L or 200L

### TYRES

- Steer
- Michelin X Multi HLZ 385/65R22.5
- Michelin X Multiway 3D XZE 295/80R22.5
- Michelin X Line Energy 315/80R22.5
- Michelin X Multi Z 11R22.5
- Michelin X Multi Z 275/70R22.5
- Drive
- Michelin X Multi D 11R22.5
- Michelin X Multi Z 275/70R22.5

### WHEELS

- Steer
- 8.25" x 22.5" ALCOA ULA18X
- 8.25" x 22.5" Alcoa ULTRAx ONE
- 8.25" x 22.5" Accuride steel disc
- 12.25" x 22.5" Alcoa LVL ONE 82462X
- 9.00" x 22.5" Alcoa ULTRAx 89U64X
- Drive
- 8.25" x 22.5" ALCOA ULA18X
- 8.25" x 22.5" Accuride steel disc

\*Alcoa Dura-Black finish available on alloy wheels

### CAB FEATURES – INTERIOR

- Variety of seat options – ISRI and Sears
- TV mount (all sleepers), Microwave and refrigerator provision (60" sleeper only)
- Optimised Idle HVAC (sleeper cab only)
- Under Bunk Dometic CD30 Fridge (48" and 60" sleeper option)
- Parked HVAC system available
- Battery powered air conditioning compressor, Sleeper Cab only
- Premium insulation
- Prewire for UHF radio, beacons, PTO, telematics system
- Generous interior storage
- Single piece windscreen
- Interior grab handles (A and B pillar)

### INSTRUMENTS

- 5" driver display screen
- Steering wheel controls
- Radio with Bluetooth, AUX input and USB connector
- Self-cancelling turn signals
- Gauge package
- Digital Dash Displays With 12" Cluster And 10" (optional)



### SAFETY EQUIPMENT

- Detroit Assurance 5.0
- Active Brake Assist (ABA)
- Adaptive Cruise Control (ACC)
- Lane Departure Warning (LDW) to 0kmh
- Intelligent high-beam
- Automatic wipers/headlamps
- Side Guard Assist (SGA)
- Detroit Connect with fuel, safety analytics and video capture for events

### CAB FEATURES – EXTERIOR

- Back of cab utility lights
- LED headlamps with Daytime Running Lights (DRL)
- LED fog lights

### AIRBAGS

- Steering Wheel Mounted
- B-Pillar Mounted (RollTek)



### ENGINE AND ENGINE EQUIPMENT

- Engines
- Detroit Diesel DD16
- GHG17 Emissions Level
- (exceeds Euro 6)
- Standard
- 500 hp (373 kW), 1,850 lb-ft
- Optional
- 530 hp (395 kW), 1,850 lb-ft
- 560 hp (418 kW), 1,850 lb-ft
- 600 hp (447 kW), 1,850 lb-ft
- 560 hp (418 kW), 2,050 lb-ft
- 600 hp (447 kW), 2,050 lb-ft
- Exhaust
- Horizontal after-treatment system mounted RH under cab
- Standard
- Horizontal tailpipe
- Optional
- Gantry mounted RH vertical tailpipe
- Gantry mounted dual vertical tailpipe
- B-Pillar mounted RH vertical tailpipe (day cab only)
- Cooling
- 1600 in2 radiator
- Air Compressor
- Standard
- BW BA-921 19.0CFM single air compressor
- Optional
- BW LK-862 34.8CFM dual air compressor

### ELECTRICAL

- Alternator options
- LN 2333GH 12V 185A brushless alternator
- DR 40-SI 12V 275A alternator



**TARE MASS**

Cascadia 126 Day Cab 6x4:

Wheelbase (mm)	Front (kg)	Rear (kg)	Total (kg)
4425	4,600	3,600	8,200

Tare mass is for the standard vehicle and includes all fluids, less fuel, less driver and passenger. Tare mass is calculated and subject to variation. For further details regarding the mass options, please discuss with your authorised Freightliner Dealer.

**DIMENSIONS**

Cascadia 126:

Cab Type	BBC (mm)	Cab Height (mm)
Day Cab	3,220	3,030
36" XT	3,920	3,455
48" XT	4,220	3,455
60" XT	4,520	3,455
60" RR	4,520	4,065

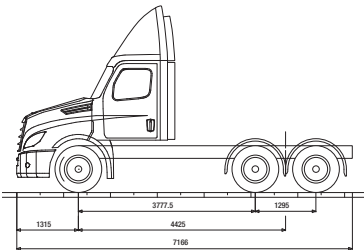
Heights excluding aero device.

**RATINGS**

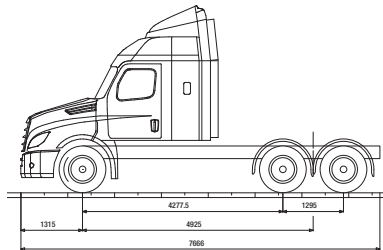
- GVM/GCM Ratings are for standard equipment only in on-highway operation.
- Off-highway operations and higher GCM's require application approval from Daimler Truck AuP
- Ratings vary depending on equipment selected

AUSTRALIA RATINGS		
Configuration	6x4	8x4
GVM	26t	31.5t
GCM	Up to 80t (B Double) Up to 145t (Road Train)	Up to 80t (B Double) Up to 110t (Road Train)

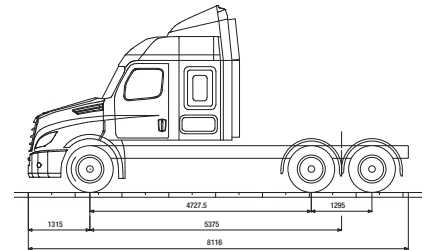
NEW ZEALAND RATINGS		
Configuration	6x4	8x4
GVM	24t	28t
GCM	Up to 145t	Up to 145t



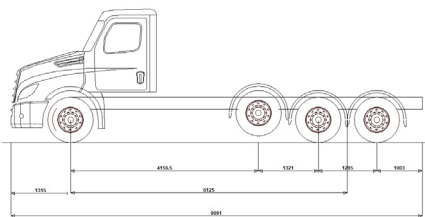
**DAY CAB**



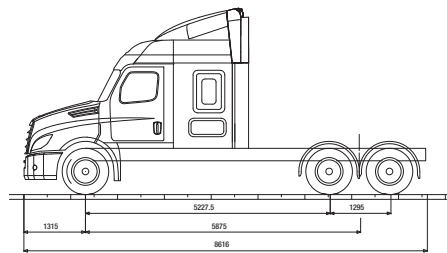
**36" XT SLEEPER CAB**



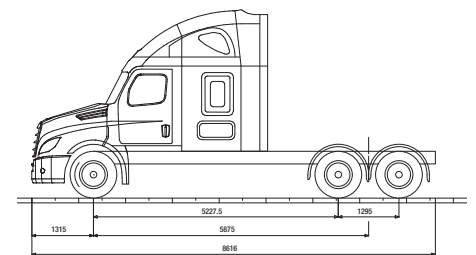
**48" XT SLEEPER CAB**



**8X4 DAY CAB**



**60" XT SLEEPER CAB**



**60" RR SLEEPER CAB**

**SCAN HERE TO CONTACT DEALER**



To speak to your nearest authorised Freightliner Dealer, call 1800 033 557 or visit [freightliner.com.au](http://freightliner.com.au). Freightliner is a registered trademark of Daimler Trucks North America LLC. Information in this brochure is correct as at May 2023. © Daimler Truck Australia Pacific Pty Ltd ACN 618 413 282